



THE prancing horse

no.39





# FCA-FERRARI REGISTER



## FERRARI 250 GT 2+2

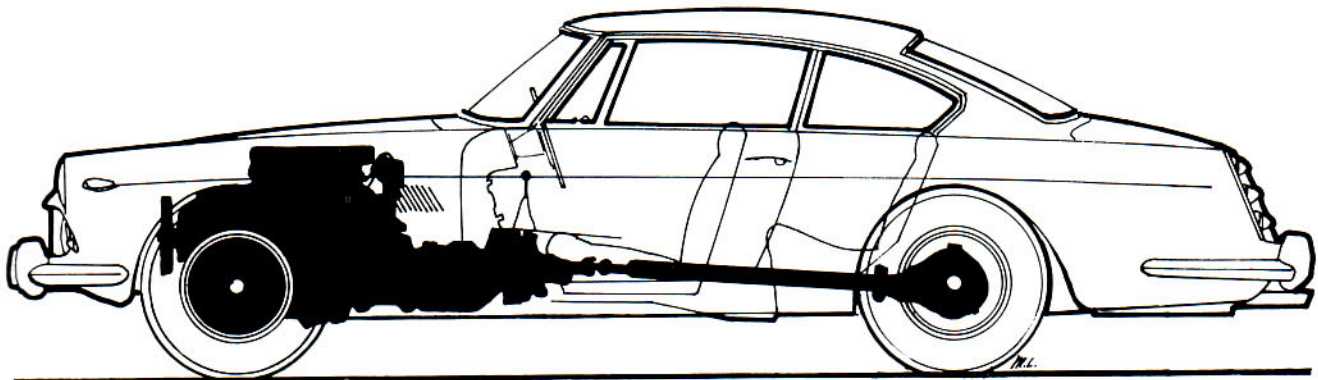
Produced from 1960 to 1964

### SERIAL NUMBERS:

- 2169, 2171, 2185, 2195, 2199
- 2219, 2225, 2229, 2247, 2253, 2255, 2261, 2267, 2269, 2273, 2279, 2285, 2287, 2299
- 2303, 2323, 2349, 2355, 2367, 2387, 2391
- 2423, 2431, 2459, 2463, 2477, 2513, 2515, 2531, 2555, 2569, 2579
- 2619, 2625, 2629, 2641, 2645, 2657, 2675, 2685, 2691
- 2709, 2715, 2723, 2745, 2751, 2763, 2769, 2795
- 2813, 2815, 2825, 2843, 2851, 2857, 2881, 2883
- 2907, 2913, 2965, 2975, 2997, 3001, 3013, 3045, 3071, 3079, 3081, 3091
- 3105, 3111, 3121, 3151, 3173, 3177, 3199
- 3247, 3253, 3261, 3263, 3273, 3275, 3277, 3285
- 3321, 3323, 3331, 3333, 3351, 3363, 3377, 3383
- 3343, 3457, 3471, 3481, 3509, 3535, 3543, 3567, 3585, 3591, 3593, 3597
- 3601, 3611, 3637, 3643, 3659, 3667, 3675, 3689
- 3707, 3719, 3725, 3739, 3753, 3759, 3585, 3791, 3795, 3799
- 3811, 3825, 3836, 3861, 3875, 3883, 3893, 3913, 3925, 3933, 3957, 3973, 3989
- 4003, 4009, 4017, 4019, 4021, 4027, 4041, 4041, 4043, 4055, 4063, 4073, 4079, 4093, 4097
- 4117, 4127, 4129, 4133, 4135, 4193, 4145, 4151, 4155, 4165, 4173, 4181, 4183, 4187
- 4193, 4221, 4231, 4235, 4239, 4253, 4255, 4269, 4281, 4287, 4291, 4295
- 4339, 4475, 4477, 4487
- 4507, 4545, 4547, 4571, 4573, 4601, 4643, 4645, 4653, 4665, 4669
- 4719, 4739, 4749, 4751, 4753, 4761, 4769, 4773, 4783, 4799
- 4801, 4827, 4833, 4835, 4843, 4861, 4865, 4885, 4887, 4893, 4899, 4929, 4933, 4961



**SPECIFICATIONS:**



**DIMENSIONS**

Wheelbase, in. . . . .	102.4
Tread, f and r . . . . .	54.2/54.6
Over-all length, in . . . . .	185
width . . . . .	67.3
height . . . . .	52.8
equivalent vol, cu ft. . . . .	380
Frontal area, sq ft . . . . .	19.7
Ground clearance, in . . . . .	5.7
Steering ratio, o/a . . . . .	n.a.
turns, lock to lock . . . . .	3.5
turning circle, ft. . . . .	39
Hip room, front . . . . .	2x22.0
Hip room, rear . . . . .	2x18.7
Pedal to seat back, max . . . . .	44.0
Floor to ground . . . . .	11.5

**SPECIFICATIONS**

Curb weight, lb. . . . .	3100
Test weight . . . . .	3473
distribution, % . . . . .	49/51
Tire size . . . . .	185-15
Brake swept area . . . . .	608
Engine type . . . . .	V-12, sohc
Bore & stroke . . . . .	2.87x2.28
Displacement, cc . . . . .	2953
cu in . . . . .	180.5
Compression ratio . . . . .	8.8
Bhp at rpm . . . . .	240 at 7000
equivalent mph . . . . .	197
Torque, lb-ft . . . . .	181 at 5000
equivalent mph . . . . .	140

**GEAR RATIOS**

O/d (0.778) . . . . .	2.68
4th (1.00) . . . . .	3.44
3rd (1.24) . . . . .	4.27
2nd (1.72) . . . . .	5.93
1st (2.45) . . . . .	8.48

**PERFORMANCE**

Top speed (4th, est.) mph . . . . .	150
best timed run . . . . .	n.a.
3rd (7000) . . . . .	123
2nd (7000) . . . . .	89
1st (7000) . . . . .	62

**ACCELERATION**

0-30 mph, sec. . . . .	3.8
0-40 . . . . .	5.0
0-50 . . . . .	6.3
0-60 . . . . .	8.0
0-70 . . . . .	10.5
0-80 . . . . .	13.4
0-100 . . . . .	22.8
Standing ¼ mile . . . . .	16.3
speed at end . . . . .	88